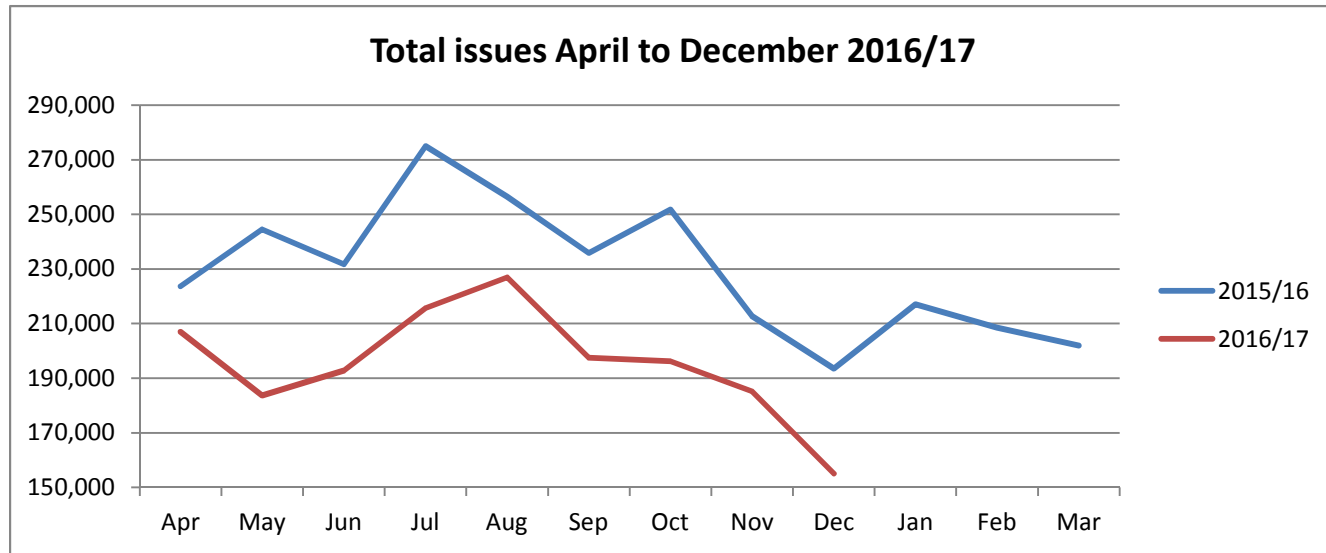
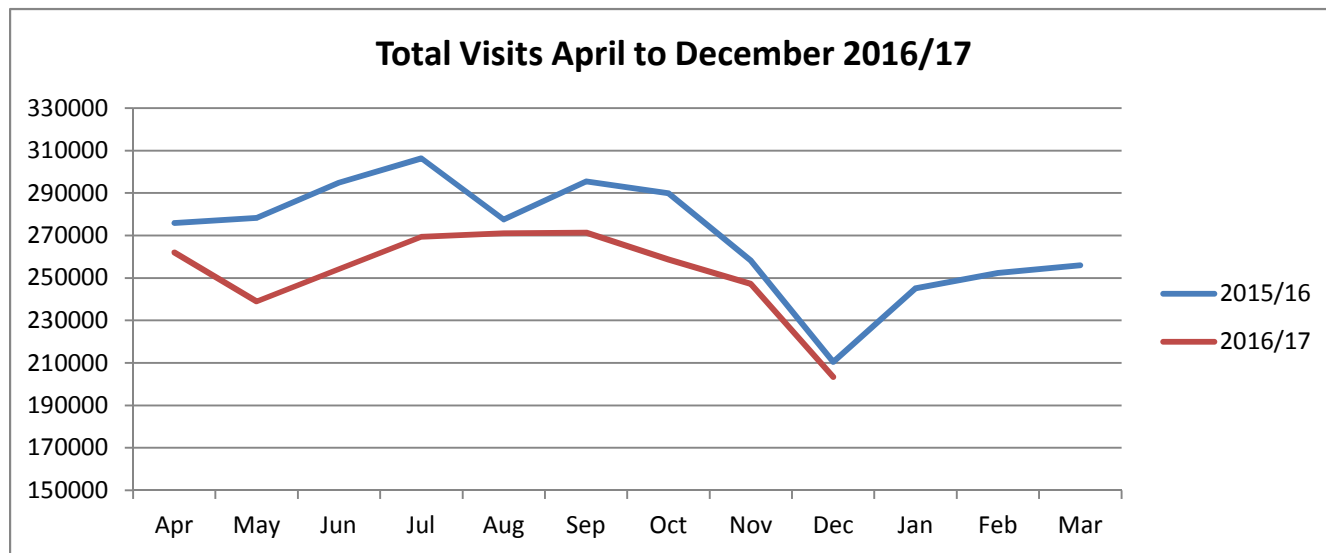


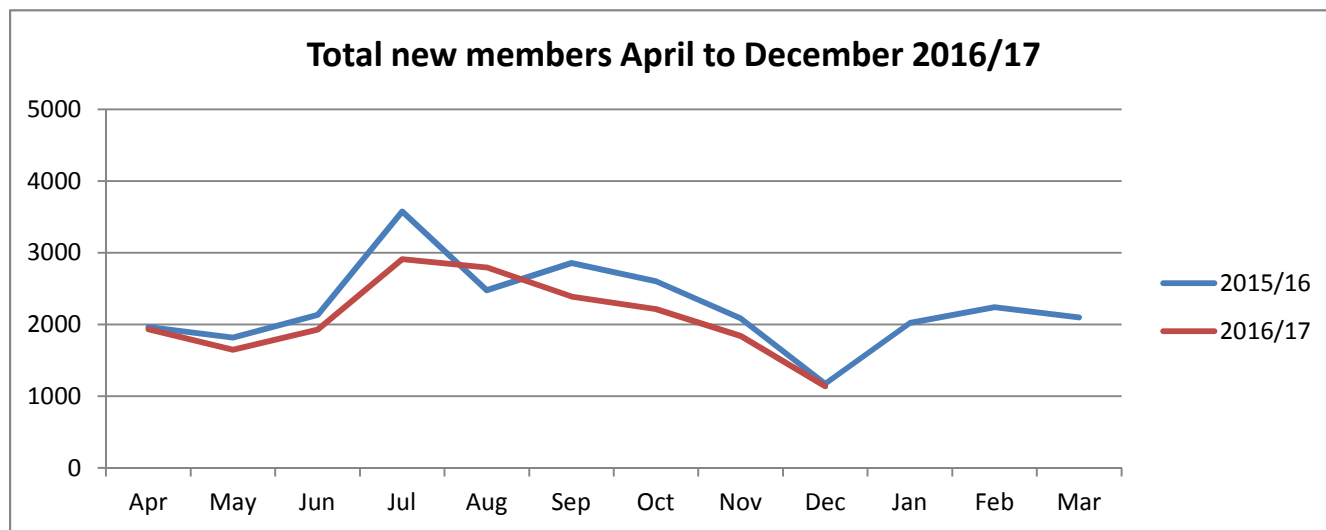
ISSUES, VISITS & NEW MEMBERS : APRIL - DECEMBER 2016/17



	2015/16	2016/17	% change
Apr	223,627	207,039	-7.4%
May	244,538	183,690	-24.9%
Jun	231,783	192,836	-16.8%
Jul	275,034	215,614	-21.6%
Aug	256,441	226,926	-11.5%
Sep	235,833	197,504	-16.3%
Oct	251,772	196,239	-22.1%
Nov	212,724	185,144	-13.0%
Dec	193,496	155,045	-19.9%
Jan	217,029		
Feb	208,486		
Mar	201,914		



	2015/16	2016/17	% change
Apr	275,856	262,083	-5.0%
May	278,350	238,904	-14.2%
Jun	294,814	254,160	-13.8%
Jul	306,311	269,413	-12.0%
Aug	277,549	271,075	-2.3%
Sep	295,517	271,318	-8.2%
Oct	289,892	258,768	-10.7%
Nov	258,185	247,301	-4.2%
Dec	210,426	203,335	-3.4%
Jan	245,086		
Feb	252,418		
Mar	256,054		



	2015/16	2016/17	% change
Apr	1,966	1,934	-1.6%
May	1,816	1,646	-9.4%
Jun	2,133	1,931	-9.5%
Jul	3,575	2,909	-18.6%
Aug	2,476	2,796	12.9%
Sep	2,855	2,389	-16.3%
Oct	2,603	2,214	-14.9%
Nov	2,086	1,840	-11.8%
Dec	1,176	1,139	-3.1%
Jan	2,023		
Feb	2,241		
Mar	2,100		